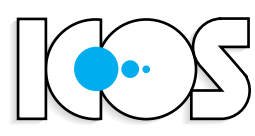


OS

EG & EG-V



**DRYING OVENS
FOR GRANULATES
AND OTHER
MATERIALS**



ICOS MANUFACTURES A WIDE RANGE OF DRYING OVENS RANGED IN TWO MAIN CATEGORIES:

- HOT-AIR DRYING OVENS.
- VACUUM DRYING OVENS.

THE HOT-AIR DRYING OVENS REMOVE MOISTURE THROUGH THE INFLOW, CIRCULATION AND REMOVAL OF HEATED AIR.

THE VACUUM DRYING OVENS EXTRACT MOISTURE THROUGH THE CREATION OF VACUUM IN THE CHAMBER.

THE TWO TECHNIQUES FIND DIFFERENT FIELDS OF APPLICATION, DEPENDING ON THE TYPE OF PRODUCTS TO BE DRIED.

FIELD OF APPLICATION

DRYING OF VARIOUS GRANULAR PRODUCTS. DRYING OF VARIOUS COMPONENTS.



MAIN CHARACTERISTICS OF RECIRCULATING AIR DRYING OVENS "EG" SERIES

- DRYING THROUGH HOT AIR RECIRCULATION.
- FILTRATION OF INLET AIR FLOW.
- FILTRATION OF EXHAUST AIR FLOW.
- EVEN DISTRIBUTION OF AIR IN THE CHAMBER THROUGH SPECIAL DIAPHRAGMS.
- DRYING TEMPERATURE CONTROL.
- DRYING OVENS PROVIDED WITH SPECIAL PRODUCT HOLDING SHELVES.
- PROVISION OF SHELF HANDLING CARTS.

MAIN CONSTRUCTION CHARACTERISTICS

- MACHINE BODY AND RELATIVE AEREAULIC SYSTEM OF AISI 304 STAINLESS STEEL; AISI 316 STAINLESS STEEL ON REQUEST.
- SUPPORT BASE OF AISI 304 STAINLESS STEEL.
- EXTERNAL PANELLING OF AISI 304 STAINLESS STEEL WITH FINE SATIN FINISH.
- POLISHED INSIDE OF CHAMBER.
- AIR HEATED THROUGH STEAM OR ELECTRIC HEATING ELEMENTS.
- FAST-CLOSING SWING-OUT DOORS.
- DOOR GASKETS OF SILICONE RUBBER.
- MAXIMUM OPERATING TEMPERATURE 120°C.

MAIN CHARACTERISTICS OF VACUUM DRYING OVENS, "EG-V" SERIES

- VACUUM DRYING IN CHAMBER.
- FILTRATION OF INCOMING AIR FLOW.
- CONTROL OF PROCESS PARAMETERS.
- DRYING OVENS PROVIDED WITH SPECIAL PRODUCT HOLDING SHELVES.
- PROVISION OF SHELF HANDLING CARTS.

MAIN CONSTRUCTION CHARACTERISTICS

- MACHINE BODY OF AISI 304 STAINLESS STEEL.
- SUPPORT BASE OF AISI 304 STAINLESS STEEL.
- EXTERNAL PANELLING OF AISI 304 STAINLESS STEEL WITH FINE SATIN FINISH.
- POLISHED INSIDE OF CHAMBER.
- ELECTRIC OR STEAM HEATING.
- SIDEWAYS SLIDING DOORS; SWING-OUT DOORS SUPPLIED ON REQUEST.
- FAST CLOSING SLIDING DOORS.
- DOOR GASKETS OF PNEUMATICALLY PRESSURIZED SILICONE RUBBER.
- MAXIMUM OPERATING TEMPERATURE 100°C.



STANDARD CONTROL BOARD

LOADING SIDE - Mod.: EG 806

CONTROL SYSTEM

THE DRYING OVENS ARE PROVIDED WITH A MICROPROCESSOR-CONTROLLED PROCESS REGULATOR AND PHASE SEQUENCER AND A SEPARATE RECORDER. THE SEQUENCER IS EASILY PROGRAMMABLE WITH THE QUESTION-AND-ANSWER SYSTEM AND ALLOWS COMPLETELY AUTOMATIC CYCLES. THE RECORDER PROVIDES A PRINTOUT OF THE PROCESS DATA.

- ON REQUEST, THE DRYING OVENS ARE PROVIDED WITH A CONTROL SYSTEM WITH A PROGRAMMABLE CONTROLLER, A COMPUTER AND A PRINTER.

N.B.: A FULL DESCRIPTION OF THE OPTIONAL CONTROL SYSTEM IS CONTAINED IN THE RELATIVE BOOKLET.

OPTIONAL

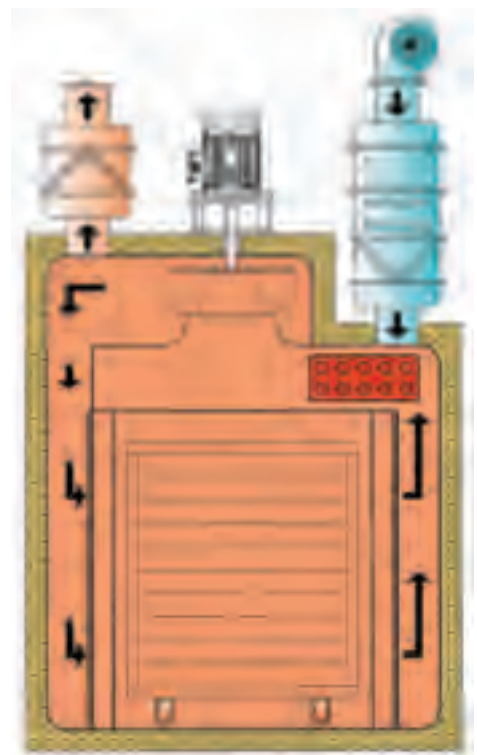
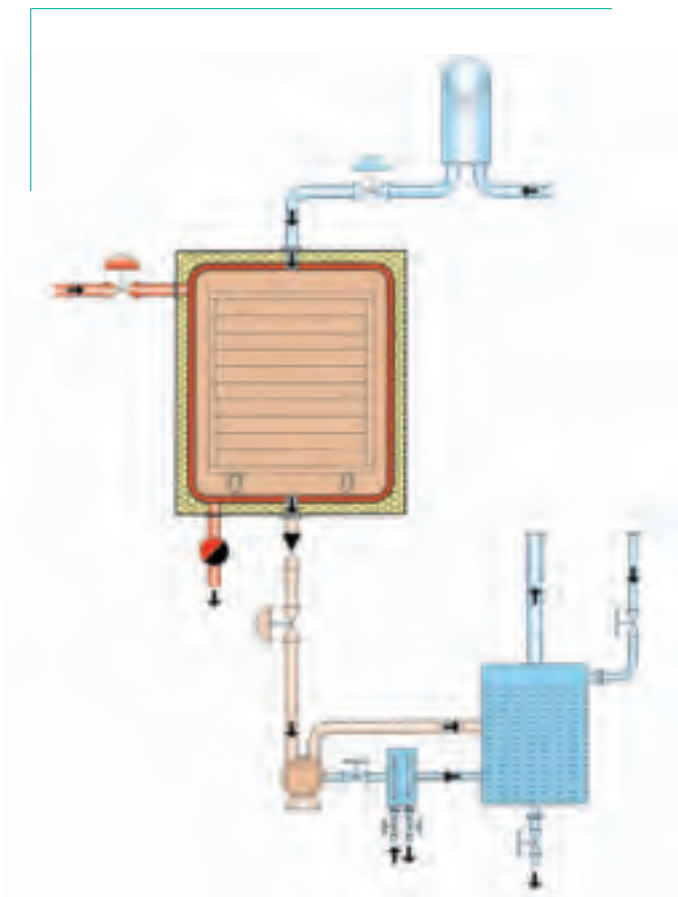
THE HOT-AIR DRYING OVENS CAN BE PROVIDED WITH A SELF-WASHING SYSTEM IN THE CHAMBER. IF DESIRED, THE DRYING OVENS CAN BE PROVIDED WITH A DEVICE FOR THE REMOVAL AND INSERTION OF THE TRAY SUPPORT CARTS. ON REQUEST, FOR PARTICULAR TYPES OF PRODUCTS, THE ELECTRICAL SYSTEM AND COMPONENTS ON THE MACHINE CAN BE OF FLAMEPROOF TYPE (EXI).

ICOS RESERVES THE RIGHT TO MAKE PRODUCT CHANGES WITHOUT NOTIFICATION



CONTROL BOARD

FUNCTIONAL SKETCH OF VACUUM DRYING OVENS



FUNCTIONAL SKETCH OF HOT-AIR DRYING OVENS

Mod. Serie EG & EG-V

RANGE OF DRYING OVENS

	CAPACITY	CHAMBER DIMENSIONS (mm)			OVERALL DIMENSIONS (mm)		
	Lt.	Width	Height	Depth	Width	Height	Depth
EG/EG-V 601	309-375	660-800	685	685	1200-1350	2320	945
EG/EG-V 602	458-556	660-800	685	1015	1200-1350	2370	1275
EG/EG-V 602A	596-729	660-800	685	1320	1200-1350	2370	1580
EG/EG-V 604	884-1071	660-800	1320	1015	1350-1500	2620	1275
EG/EG-V 604A	1149-1393	660-800	1320	1320	1350-1500	2670	1580
EG/EG-V 801	556-695	800-1000	685	685	1350-1500	2370	945
EG/EG-V 802	723-904	800-1000	685	1015	1350-1500	2370	1275
EG/EG-V 802A	723-904	800-1000	685	1320	1350-1500	2420	1580
EG/EG-V 804	1071-1339	800-1000	1320	1015	1500-1700	2670	1275
EG/EG-V 804A	1393-1742	800-1000	1320	1320	1500-1700	2670	1580
EG/EG-V 806	1742-2178	800-1000	1320	1650	1500-1700	2670	1910
EG/EG-V 806A	2064-2580	800-1000	1320	1955	1500-1700	2670	2215
EG/EG-V 806B	2064-2580	800-1000	1955	1320	1650-1850	3330	1580
EG/EG-V 809	3057-3822	800-1000	1955	1955	1650-1850	3330	2215
EG/EG-V 1004	1742-3484	1000-2000	1320	1320	1700-2700	2720	1580
EG/EG-V 1006	2178-4356	1000-2000	1320	1650	1700-2700	2720	1910
EG/EG-V 1006A	2580-5161	1000-2000	1320	1955	1700-2700	2720	2215
EG/EG-V 1006B	2178-4356	1000-2000	1650	1320	1750-2750	3030	1580
EG/EG-V 1009	3225-6451	1000-2000	1650	1955	1750-2750	3030	2215
EG/EG-V 1009A	3822-7644	1000-2000	1955	1955	1850-2850	3330	2215
EG/EG-V 1012	5063-10126	1000-2000	1955	2590	1850-2850	3300	2850



ICOS IMPIANTI GROUP SPA - 33080 CUSANO DI ZOPPOLA (PN) Italy
Via Ellero, 15 z.i. - Tel. +39 0434 979596 - Fax +39 0434 574080

e-mail: sales@icosimpianti.com - web site: <http://www.icosimpianti.com>